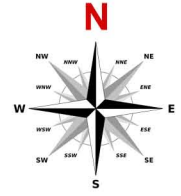



HIDDEN BAY

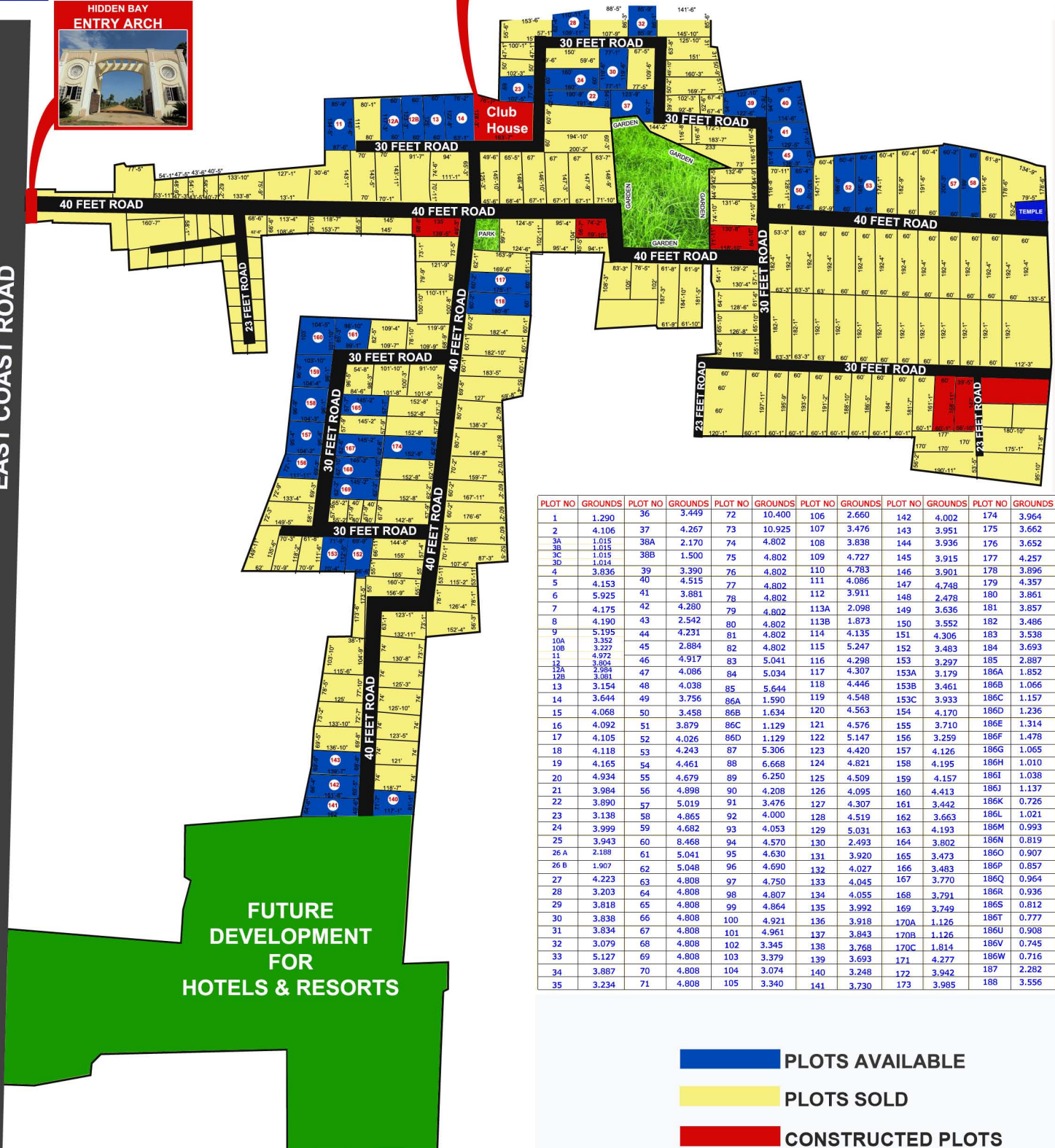


TNRDC TOLLGATE



EAST COAST ROAD

BAY OF BENGAL



PLOT NO	GROUNDS	PLOT NO	GROUNDS	PLOT NO	GROUNDS	PLOT NO	GROUNDS	PLOT NO	GROUNDS	PLOT NO	GROUNDS
1	1.290	36	3.449	72	10.400	106	2.660	142	4.002	174	3.964
2	4.106	37	4.267	73	10.925	107	3.476	143	3.951	175	3.662
3A	1.015	38A	2.170	74	4.802	108	3.838	144	3.936	176	3.652
3B	1.015	38B	1.500	75	4.802	109	4.727	145	3.915	177	4.257
4	3.836	39	3.390	76	4.802	110	4.783	146	3.901	178	3.896
5	4.153	40	4.515	77	4.802	111	4.086	147	4.748	179	4.357
6	5.925	41	3.881	78	4.802	112	3.911	148	2.478	180	3.861
7	4.175	42	4.280	79	4.802	113A	2.098	149	3.636	181	3.857
8	4.190	43	2.542	80	4.802	113B	1.873	150	3.552	182	3.486
9	5.195	44	4.231	81	4.802	114	4.135	151	4.306	183	3.538
10A	3.352	45	2.884	82	4.802	115	5.247	152	3.483	184	3.693
10B	3.227	46	4.917	83	5.041	116	4.298	153	3.297	185	2.887
11	4.972	47	4.086	84	5.034	117	4.307	153A	3.179	186A	1.852
12	3.804	48	4.038	85	5.644	118	4.446	153B	3.461	186B	1.066
12A	2.984	49	3.756	86A	1.590	119	4.548	153C	3.933	186C	1.157
12B	3.981	50	3.458	86B	1.634	120	4.563	154	4.170	186D	1.236
13	3.154	51	3.879	86C	1.129	121	4.576	155	3.710	186E	1.314
14	3.644	52	4.026	86D	1.129	122	5.147	156	3.259	186F	1.478
15	4.068	53	4.243	87	5.306	123	4.420	157	4.126	186G	1.065
16	4.092	54	4.461	88	6.668	124	4.821	158	4.195	186H	1.010
17	4.105	55	4.679	89	6.250	125	4.509	159	4.157	186I	1.038
18	4.118	56	4.898	90	4.208	126	4.095	160	4.413	186J	1.137
19	4.934	57	5.019	91	3.476	127	4.307	161	3.442	186K	0.726
20	3.984	58	4.865	92	4.000	128	4.519	162	3.663	186L	1.021
21	3.890	59	4.682	93	4.053	129	5.031	163	4.193	186M	0.993
22	3.138	60	8.468	94	4.570	130	2.493	164	3.802	186N	0.819
23	3.999	61	5.041	95	4.630	131	3.920	165	3.473	186O	0.907
24	3.943	62	5.048	96	4.690	132	4.027	166	3.483	186P	0.857
25	2.188	63	4.808	97	4.750	133	4.045	167	3.770	186Q	0.964
26A	1.907	64	4.808	98	4.807	134	4.055	168	3.791	186R	0.936
26B	1.907	65	4.808	99	4.864	135	3.992	169	3.749	186S	0.812
27	4.223	66	4.808	100	4.921	136	3.918	170A	1.126	186T	0.777
28	3.203	67	4.808	101	4.961	137	3.843	170B	1.126	186U	0.908
29	3.838	68	4.808	102	3.345	138	3.768	170C	1.814	186V	0.745
30	3.834	69	4.808	103	3.379	139	3.693	171	4.277	186W	0.716
31	3.079	70	4.808	104	3.074	140	3.248	172	3.942	187	2.282
32	5.127	71	4.808	105	3.340	141	3.730	173	3.985	188	3.556

- PLOTS AVAILABLE
- PLOTS SOLD
- CONSTRUCTED PLOTS

← TO PONDICHERRY



Pallavarajha
setting benchmarks...